

Application for a premises licence to be granted under the Licensing Act 2003

Please read the following instructions first

Before completing this form please read the guidance notes at the end of the form. If you are completing this form by hand please write legibly in block capitals. In all cases ensure that your answers are inside the boxes and written in black ink. Use additional sheets if necessary.

You may wish to keep a copy of the completed form for your records.

I/We Southern District Federation of Young Farmers Clubs
(Insert name(s) of applicant)

apply for a premises licence under section 17 of the Licensing Act 2003 for the premises described in Part 1 below (the premises) and I/we are making this application to you as the relevant licensing authority in accordance with section 12 of the Licensing Act 2003

Part 1 – Premises details

Postal address of premises or, if none, ordnance survey map reference or description			
GRID REF F19 & G19 WESTMORLAND COUNTY SHOW GROUND LANE FARM CROOKLANDS			
Post town	Milnthorpe	Postcode	LA7 7NH

Telephone number at premises (if any)	07955 356507
Non-domestic rateable value of premises	£0

Part 2 - Applicant details

Please state whether you are applying for a premises licence as **appropriate** **Please tick as**

a)	an individual or individuals *		please complete section (A)
b)	a person other than an individual *		
	i	as a limited company/limited liability partnership	please complete section (B)
	ii	as a partnership (other than limited liability)	please complete section (B)
	iii	as an unincorporated association or	please complete section (B)
	iv	other (for example a statutory corporation)	please complete section (B)

c)	a recognised club		please complete section (B)
d)	a charity	X	please complete section (B)
e)	the proprietor of an educational establishment		please complete section (B)
f)	a health service body		please complete section (B)
g)	a person who is registered under Part 2 of the Care Standards Act 2000 (c14) in respect of an independent hospital in Wales		please complete section (B)
ga)	a person who is registered under Chapter 2 of Part 1 of the Health and Social Care Act 2008 (within the meaning of that Part) in an independent hospital in England		please complete section (B)
h)	the chief officer of police of a police force in England and Wales		please complete section (B)

* If you are applying as a person described in (a) or (b) please confirm (by ticking yes to one box below):

- I am carrying on or proposing to carry on a business which involves the use of the premises for licensable activities; or
- I am making the application pursuant to a
- statutory function or
- a function discharged by virtue of Her Majesty's prerogative

(A) individual applicants (fill in as applicable)

Mr	Mrs	Miss	Ms	Other Title (for example, Rev)	
Surname			First names		
Date of birth		I am 18 years old or over		Please tick yes	
Nationality					
Current residential address if different from premises address					
Post town				Postcode	
Daytime contact telephone number					
E-mail address (optional)					
Where applicable (if demonstrating a right to work via the Home Office online right to work checking service), the 'share code' provided to the applicant by that service (please see note 15 for information)					

--

Second individual applicant (if applicable)

Mr	Mrs	Miss	Ms	Other Title (for example, Rev)	
Surname			First names		
Date of birth or over		I am 18 years old		Please tick yes	
Nationality					
Current residential address if different from premises address					
Post town				Postcode	
Daytime contact telephone number					
E-mail address (optional)					
Where applicable (if demonstrating a right to work via the Home Office online right to work checking service), the 'share code' provided to the applicant by that service: (please see note 15 for information)					

(B) Other applicants

Please provide name and registered address of applicant in full. Where appropriate please give any registered number. In the case of a partnership or other joint venture (other than a body corporate), please give the name and address of each party concerned.

Name Southern District Federation of Young Farmers Clubs
Address Cumbria YFC County Office Civils Store Barbary Plains Eden Hall Penrith Cumbria CA11 8SR

Registered number (where applicable) 504834
Description of applicant (for example, partnership, company, unincorporated association etc.) On behalf of Cumbria Federation of Young Farmers Clubs.
Telephone number (if any) 01768 866550
E-mail address (optional) countyoffice@cumbriayfc.co.uk

Part 3 Operating Schedule

When do you want the premises licence to start?

DD	MM	YYYY
1 2	0 9	2 0 2 6

If you wish the licence to be valid only for a limited period, when do you want it to end?

DD	MM	YYYY
1 3	0 9	2 0 2 6

<p>Please give a general description of the premises (please read guidance note 1)</p> <p>FOOD HALL MARQUEE ON AGRICULTURAL LAND BEING PART OF THE WESTMORLAND COUNTY SHOW GROUND, LANE FARM, CROOKLANDS, MILNTHORPE, LA7 7NH</p> <p>2no MARQUEE MEASURES 65m x 20m, and 18m x 12m</p> <p>AREA AROUND THE MARQUEE TO BE SECURED BY SECURITY FENCING SO NO ACCESS CAN BE MADE TO THE REST OF THE SITE/SHOW GROUND</p> <p>PLEASE SEE SITE MANAGEMENT PLAN FOR LOCATION.</p>

If 5,000 or more people are expected to attend the premises at any one time, please state the number expected to attend.

N/A

What licensable activities do you intend to carry on from the premises?

(please see sections 1 and 14 and Schedules 1 and 2 to the Licensing Act 2003)

Provision of regulated entertainment (please read guidance note 2)	Please tick all that apply
a) plays (if ticking yes, fill in box A)	
b) films (if ticking yes, fill in box B)	
c) indoor sporting events (if ticking yes, fill in box C)	
d) boxing or wrestling entertainment (if ticking yes, fill in box D)	

e)	live music (if ticking yes, fill in box E)	
f)	recorded music (if ticking yes, fill in box F)	X
g)	performances of dance (if ticking yes, fill in box G)	
h)	anything of a similar description to that falling within (e), (f) or (g) (if ticking yes, fill in box H)	

<u>Provision of late night refreshment</u> (if ticking yes, fill in box I)	X
<u>Supply of alcohol</u> (if ticking yes, fill in box J)	X

In all cases complete boxes K, L and M

A

Plays Standard days and timings (please read guidance note 7)			Will the performance of a play take place indoors or outdoors or both – please tick (please read guidance note 3)	Indoors	
				Outdoors	
Day	Start	Finish		Both	
Mon			Please give further details here (please read guidance note 4)		
Tue					
Wed			State any seasonal variations for performing plays (please read guidance note 5)		
Thur					
Fri			Non standard timings. Where you intend to use the premises for the performance of plays at different times to those listed in the column on the left, please list (please read guidance note 6)		
Sat					
Sun					

B

Films Standard days and timings (please read guidance note 7)			Will the exhibition of films take place <u>indoors or outdoors or both – please tick</u> (please read guidance note 3)	Indoors	
				Outdoors	
Day	Start	Finish		Both	
Mon			<u>Please give further details here</u> (please read guidance note 4)		
Tue					
Wed			<u>State any seasonal variations for the exhibition of films</u> (please read guidance note 5)		
Thur					
Fri			<u>Non standard timings. Where you intend to use the premises for the exhibition of films at different times to those listed in the column on the left, please list</u> (please read guidance note 6)		
Sat					
Sun					

C

Indoor sporting events Standard days and timings (please read guidance note 7)			<u>Please give further details</u> (please read guidance note 4)
Day	Start	Finish	
Mon			
Tue			<u>State any seasonal variations for indoor sporting events</u> (please read guidance note 5)
Wed			<u>Non standard timings. Where you intend to use the premises for indoor sporting events at different times to those listed in the column on the left, please list</u> (please read guidance note 6)
Thur			
Fri			
Sat			
Sun			

D

Boxing or wrestling entertainments Standard days and timings (please read guidance note 7)			Will the boxing or wrestling entertainment take place indoors or outdoors or both – please tick (please read guidance note 3)	Indoors	
				Outdoors	
Day	Start	Finish		Both	
Mon			<u>Please give further details here</u> (please read guidance note 4)		
Tue					
Wed			<u>State any seasonal variations for boxing or wrestling entertainment</u> (please read guidance note 5)		
Thur					
Fri			<u>Non standard timings. Where you intend to use the premises for boxing or wrestling entertainment at different times to those listed in the column on the left, please list</u> (please read guidance note 6)		
Sat					
Sun					

E

Live music Standard days and timings (please read guidance note 7)			Will the performance of live music take place indoors or outdoors or both – please tick (please read guidance note 3)	Indoors	
Day	Start	Finis h		Outdoors	
				Both	
Mon			Please give further details here (please read guidance note 4)		
Tue					
Wed			State any seasonal variations for the performance of live music (please read guidance note 5)		
Thur					
Fri			Non standard timings. Where you intend to use the premises for the performance of live music at different times to those listed in the column on the left, please list (please read guidance note 6)		
Sat					
Sun					

F

Recorded music Standard days and timings (please read guidance note 7)			<u>Will the playing of recorded music take place indoors or outdoors or both – please tick</u> (please read guidance note 3)	Indoors	X
Day	Start	Finis h		Outdoors	
				Both	
Mon			<u>Please give further details here</u> (please read guidance note 4) CHART MUSIC DJ 1200W AMP		
Tue					
Wed			<u>State any seasonal variations for the playing of recorded music</u> (please read guidance note 5) N/A		
Thur					
Fri			<u>Non standard timings. Where you intend to use the premises for the playing of recorded music at different times to those listed in the column on the left, please list</u> (please read guidance note 6) N/A		
Sat	19:00	00:00			
Sun	00:00	01:00			

G

Performances of dance Standard days and timings (please read guidance note 7)			<u>Will the performance of dance take place indoors or outdoors or both – please tick</u> (please read guidance note 3)	Indoors	
Day	Start	Finish		Outdoors	
Mon				<u>Please give further details here</u> (please read guidance note 4)	Both
Tue					
Wed			<u>State any seasonal variations for the performance of dance</u> (please read guidance note 5)		
Thur					
Fri			<u>Non standard timings. Where you intend to use the premises for the performance of dance at different times to those listed in the column on the left, please list</u> (please read guidance note 6)		
Sat					
Sun					

H

Anything of a similar description to that falling within (e), (f) or (g) Standard days and timings (please read guidance note 7)			Please give a description of the type of entertainment you will be providing		
Day	Start	Finish	<u>Will this entertainment take place indoors or outdoors or both – please tick</u> (please read guidance note 3)	Indoors	
Mon				Outdoors	
				Both	
Tue			<u>Please give further details here</u> (please read guidance note 4)		
Wed					
Thur			<u>State any seasonal variations for entertainment of a similar description to that falling within (e), (f) or (g)</u> (please read guidance note 5)		
Fri					
Sat			<u>Non standard timings. Where you intend to use the premises for the entertainment of a similar description to that falling within (e), (f) or (g) at different times to those listed in the column on the left, please list</u> (please read guidance note 6)		
Sun					

I

Late night refreshment Standard days and timings (please read guidance note 7)			Will the provision of late night refreshment take place indoors or outdoors or both – please tick (please read guidance note 3)	Indoors		
				Outdoors	X	
Day	Start	Finish		Both		
Mon			<u>Please give further details here</u> (please read guidance note 4) BURGER VAN SELLING FOOD FOR CONSUMPTION ON SITE, AND AS PATRONS ARE LEAVING			
Tue						
Wed						
Thur			N/A			
Fri			<u>Non standard timings. Where you intend to use the premises for the provision of late night refreshment at different times, to those listed in the column on the left, please list</u> (please read guidance note 6)			
Sat	23:00	00:00		N/A		
Sun	00:00	01:30				

J

Supply of alcohol Standard days and timings (please read guidance note 7)			Will the supply of alcohol be for consumption – please tick (please read guidance note 8)	On the premises	X
				Off the premises	
				Both	
Day	Start	Finish	State any seasonal variations for the supply of alcohol (please read guidance note 5) N/A		
Mon					
Tue					
Wed					
Thur					
Fri					
Sat					
	19:00	00:00	Non standard timings. Where you intend to use the premises for the supply of alcohol at different times to those listed in the column on the left, please list (please read guidance note 6) N/A		
Sun	00:00	01:00			

State the name and details of the individual whom you wish to specify on the licence as designated premises supervisor (Please see declaration about the entitlement to work in the checklist at the end of the form):

Name	STEPHEN PROCTER
Date of birth	27/09/1961
Address	HIGH BIGGARS BANK FARM SELSIDE KENDAL
Postcode	LA8 9EE
Personal licence number (if known)	PA1048
Issuing licensing authority (if known)	SOUTH LAKELAND DISTRICT COUNCIL

K

Please highlight any adult entertainment or services, activities, other entertainment or matters ancillary to the use of the premises that may give rise to concern in respect of children (please read guidance note 9).

N/A

L

Hours premises are open to the public Standard days and timings (please read guidance note 7)			State any seasonal variations (please read guidance note 5) N/A
Day	Start	Finish	
Mon			
Tue			
Wed			
Thur			
Fri			
			Non standard timings. Where you intend the premises to be open to the public at different times from those listed in the column on the left, please list (please read guidance note 6) N/A
Sat	19:00	00:00	
Sun	00:00	01:30	

M

Describe the steps you intend to take to promote the four licensing objectives:

a) General – all four licensing objectives (b, c, d and e) (please read guidance note 10)

SIA REGISTERED SECURITY WILL BE PROVIDING REGISTERED DOOR SUPERVISORS AND WILL BE PRESENT ON ENTRANCES AND THROUGHOUT EVENT AREA

ONE ENTRANCE WILL BE FOR YOUNG FARMERS MEMBERS AGED 16 AND 17. THEY WILL BE ASKED TO PRODUCE THEIR TICKET, YFC MEMBERSHIP CARD, ANOTHER FORM OF ID AND A PARENTAL CONSENT FORM.

SECOND ENTRANCE IS FOR ANYONE AGED 18-28 WILL BE ASKED FOR TICKET AND ID. THEY WILL ALSO BE ASKED FOR A VALID YFC CARD FOR THE CURRENT YEAR IF AVAILABLE, BUT NOT ESSENTIAL IF OVER 18.

NO ADMISSION WILL BE GRANTED WITHOUT A PRE-BOUGHT TICKET.

SECURITY FENCES WILL BE ERECTED AROUND THE PREMESIS.

WE OPERATE A NO GLASS POLICY WHICH MEANS NO GLASS WILL BE SERVED OVER THE BAR.

CUMBRIA YFC HAS A ZERO TOLERANCE DRUGS POLICY. ANYONE CAUGHT WITH AN ILLEGAL SUBSTANCE WILL BE RECORDED AND FACE A YFC DISCIPLINARY. A CURRENT AND UP TO DATE LIST OF BANNED MEMBERS WILL BE KEPT ON THE DOOR FOR DOOR STAFF TO CHECK.

ALL ATTENDEES WILL BE SEARCHED BY SIA REGISTERED SECURITY FOR DRUGS AND ALCOHOL AND IT WILL BE DOCUMENTED.

PERSONAL LICENCE HOLDER WILL BE ON PREMISES WHOLE TIME LICENCE IS BEING USED.

PLEASE ALSO SEE SITE AND NOISE MANAGEMENT PLANS

b) The prevention of crime and disorder

DRUG POLICY

ADEQUATE LIGHTING

AGE RESTRICTIONS

SEARCH POLICY

BOTTLE BAN

SIA REGISTERED SECURITY WILL BE PROVIDING SECURITY.

PLEASE ALSO SEE SITE MANAGEMENT PLAN

c) Public safety

EMERGENCY LIGHTING
 FIRST AIDERS
 LIMITED NUMBER OF TICKETS FOR ATTENDEES
 SIA REGISTERED SECURITY WILL BE PROVIDING SECURITY
 PLEASE ALSO SEE SITE MANAGEMENT PLAN

d) The prevention of public nuisance

An incident book to be kept to record any refusals to serve alcohol, age related incidents and anything else that may undermine the licensing objectives.

The licence holder or his representative shall conduct regular assessments of the noise coming from the premises and shall take steps to reduce the level of noise where it is likely to cause a disturbance to local residents. A written record shall be made of those assessments in a logbook kept for that purpose and shall include, the time and date of the checks, the person making them and the results including any remedial action.

Notices to be displayed at all exits to request customers to leave quietly and respect the privacy of the neighbours.

Smoking will be restricted to a designated location situated in the outside area and monitored regularly by a representative of the premises or SIA door staff.

PLEASE ALSO SEE SITE MANAGEMENT PLAN

e) The protection of children from harm

An ejected person's policy shall be implemented. The policy will focus on the safe removal of patrons and particularly under 18's from the venue during the event. A copy of the policy shall be supplied to the police in advance of the event and be to their satisfaction.

A documented Challenge 25 scheme will be operated at the premises. The Challenge 25 scheme shall be actively promoted and advertised at the premises and will ensure that any person purchasing alcohol, who appears to be under 25 years of age, shall be asked to provide acceptable identification to prove that they are 18 years of age or over. Failure to supply such identification will result in no sale or supply of alcohol to that person.

Checklist:

Please tick to indicate agreement

•	I have made or enclosed payment of the fee.	X
•	I have enclosed the plan of the premises.	X
•	I have sent copies of this application and the plan to responsible authorities and others where applicable.	X
•	I have enclosed the consent form completed by the individual I wish to be designated premises supervisor, if applicable.	X
•	I understand that I must now advertise my application.	X
•	I understand that if I do not comply with the above requirements my application will be rejected.	X
•	[Applicable to all individual applicants, including those in a partnership which is not a limited liability partnership, but not companies or limited liability	

	partnerships] I have included documents demonstrating my entitlement to work in the United Kingdom or my share code issued by the Home Office online right to work checking service (please read note 15).	X
--	--	---

It is an offence, under Section 158 of the Licensing Act 2003, to make a false statement in or in connection with this application. Those who make a false statement may be liable on summary conviction to a fine of any amount.

It is an offence under Section 24b of the Immigration Act 1971 for a person to work when they know, or have reasonable cause to believe, that they are disqualified from doing so by reason of their immigration status. Those who employ an adult without leave or who is subject to conditions as to employment will be liable to a civil penalty under section 15 of the Immigration, Asylum and Nationality Act 2006 and pursuant to Section 21 of the same act, will be committing an offence where they do so in the knowledge, or with reasonable cause to believe, that the employee is disqualified.

Part 4 – Signatures (please read guidance note 11)

Signature of applicant or applicant’s solicitor or other duly authorised agent (see guidance note 12). **If signing on behalf of the applicant, please state in what capacity.**

Declaration	<ul style="list-style-type: none"> [Applicable to individual applicants only, including those in a partnership which is not a limited liability partnership] I understand I am not entitled to be issued with a licence if I do not have the entitlement to live and work in the UK (or if I am subject to a condition preventing me from doing work relating to the carrying on of a licensable activity) and that my licence will become invalid if I cease to be entitled to live and work in the UK (please read guidance note 15). The DPS named in this application form is entitled to work in the UK (and is not subject to conditions preventing him or her from doing work relating to a licensable activity) and I have seen a copy of his or her proof of entitlement to work, or have conducted an online right to work check using the Home Office online right to work checking service which confirmed their right to work (please see note 15)
Signature	Rebecca Denney
Date	14/05/2026
Capacity	Southern District of Cumbria Young Farmers Applicant

For joint applications, signature of 2nd applicant or 2nd applicant’s solicitor or other authorised agent (please read guidance note 13). **If signing on behalf of the applicant, please state in what capacity.**

Signature	
-----------	--

Date	
Capacity	

Contact name (where not previously given) and postal address for correspondence associated with this application (please read guidance note 14)			
Post town		Postcode	
Telephone number (if any)			
If you would prefer us to correspond with you by e-mail, your e-mail address (optional)			

Notes for Guidance

1. Describe the premises, for example the type of premises, its general situation and layout and any other information which could be relevant to the licensing objectives. Where your application includes off-supplies of alcohol and you intend to provide a place for consumption of these off-supplies, you must include a description of where the place will be and its proximity to the premises.
2. In terms of specific regulated entertainments please note that:
 - Plays: no licence is required for performances between 08:00 and 23.00 on any day, provided that the audience does not exceed 500.
 - Films: no licence is required for 'not-for-profit' film exhibition held in community premises between 08.00 and 23.00 on any day provided that the audience does not exceed 500 and the organiser (a) gets consent to the screening from a person who is responsible for the premises; and (b) ensures that each such screening abides by age classification ratings.
 - Indoor sporting events: no licence is required for performances between 08.00 and 23.00 on any day, provided that the audience does not exceed 1000.
 - Boxing or Wrestling Entertainment: no licence is required for a contest, exhibition or display of Greco-Roman wrestling, or freestyle wrestling between 08.00 and 23.00 on any day, provided that the audience does not exceed 1000. Combined fighting sports – defined as a contest, exhibition or display which combines boxing or wrestling

with one or more martial arts – are licensable as a boxing or wrestling entertainment rather than an indoor sporting event.

- Live music: no licence permission is required for:
 - a performance of unamplified live music between 08.00 and 23.00 on any day, on any premises.
 - a performance of amplified live music between 08.00 and 23.00 on any day on premises authorised to sell alcohol for consumption on those premises, provided that the audience does not exceed 500.
 - a performance of amplified live music between 08.00 and 23.00 on any day, in a workplace that is not licensed to sell alcohol on those premises, provided that the audience does not exceed 500.
 - a performance of amplified live music between 08.00 and 23.00 on any day, in a church hall, village hall, community hall, or other similar community premises, that is not licensed by a premises licence to sell alcohol, provided that (a) the audience does not exceed 500, and (b) the organiser gets consent for the performance from a person who is responsible for the premises.
 - a performance of amplified live music between 08.00 and 23.00 on any day, at the non-residential premises of (i) a local authority, or (ii) a school, or (iii) a hospital, provided that (a) the audience does not exceed 500, and (b) the organiser gets consent for the performance on the relevant premises from: (i) the local authority concerned, or (ii) the school or (iii) the health care provider for the hospital.
- Recorded Music: no licence permission is required for:
 - any playing of recorded music between 08.00 and 23.00 on any day on premises authorised to sell alcohol for consumption on those premises, provided that the audience does not exceed 500.
 - any playing of recorded music between 08.00 and 23.00 on any day, in a church hall, village hall, community hall, or other similar community premises, that is not licensed by a premises licence to sell alcohol, provided that (a) the audience does not exceed 500, and (b) the organiser gets consent for the performance from a person who is responsible for the premises.
 - any playing of recorded music between 08.00 and 23.00 on any day, at the non-residential premises of (i) a local authority, or (ii) a school, or (iii) a hospital, provided that (a) the audience does not exceed 500, and (b) the organiser gets consent for the performance on the relevant premises from: (i) the local authority concerned, or (ii) the school proprietor or (iii) the health care provider for the hospital.
- Dance: no licence is required for performances between 08.00 and 23.00 on any day, provided that the audience does not exceed 500. However, a performance which amounts to adult entertainment remains licensable.
- Cross activity exemptions: no licence is required between 08.00 and 23.00 on any day, with no limit on audience size for:

- any entertainment taking place on the premises of the local authority where the entertainment is provided by or on behalf of the local authority;
 - any entertainment taking place on the hospital premises of the health care provider where the entertainment is provided by or on behalf of the health care provider;
 - any entertainment taking place on the premises of the school where the entertainment is provided by or on behalf of the school proprietor; and
 - any entertainment (excluding films and a boxing or wrestling entertainment) taking place at a travelling circus, provided that (a) it takes place within a moveable structure that accommodates the audience, and (b) that the travelling circus has not been located on the same site for more than 28 consecutive days.
3. Where taking place in a building or other structure please tick as appropriate (indoors may include a tent).
 4. For example the type of activity to be authorised, if not already stated, and give relevant further details, for example (but not exclusively) whether or not music will be amplified or unamplified.
 5. For example (but not exclusively), where the activity will occur on additional days during the summer months.
 6. For example (but not exclusively), where you wish the activity to go on longer on a particular day e.g. Christmas Eve.
 7. Please give timings in 24 hour clock (e.g. 16.00) and only give details for the days of the week when you intend the premises to be used for the activity.
 8. If you wish people to be able to consume alcohol on the premises, please tick 'on the premises'. If you wish people to be able to purchase alcohol to consume away from the premises, please tick 'off the premises'. If you wish people to be able to do both, please tick 'both'.
 9. Please give information about anything intended to occur at the premises or ancillary to the use of the premises which may give rise to concern in respect of children, regardless of whether you intend children to have access to the premises, for example (but not exclusively) nudity or semi-nudity, films for restricted age groups or the presence of gaming machines.
 10. Please list here steps you will take to promote all four licensing objectives together.
 11. The application form must be signed.
 12. An applicant's agent (for example solicitor) may sign the form on their behalf provided that they have actual authority to do so.
 13. Where there is more than one applicant, each of the applicants or their respective agent must sign the application form.
 14. This is the address which we shall use to correspond with you about this application.
 15. Entitlement to work/immigration status for individual applicants and applications from partnerships which are not limited liability partnerships:
 - A licence may not be issued to an individual or an individual in a partnership which is not a limited liability partnership who is resident in the UK who:
 - does not have the right to live and work in the UK; or
 - is subject to a condition preventing him or her from doing work relating to the carrying on of a licensable activity.

Any licence issued in respect of an application made on or after 6 April 2017 will become invalid if the holder ceases to be entitled to work in the UK.

Applicants must demonstrate that they have the right to work in the UK and are not subject to a condition preventing them from doing work relating to the carrying on of a licensable activity.

They do this in one of two ways:

- 1) by providing with this application, copies or scanned copies of the documents which an applicant has provided, to demonstrate their entitlement to work in the UK (which do not need to be certified) as per information published on gov.uk and in guidance.
- 2) by providing their 'share code' to enable the licensing authority to carry out a check using the Home Office online right to work checking service (see below).

Home Office online right to work checking service.

As an alternative to providing a copy of original documents, applicants may demonstrate their right to work by allowing the licensing authority to carry out a check with the Home Office online right to work checking service.

To demonstrate their right to work via the Home Office online right to work checking service, applicants should include in this application their share code (provided to them upon accessing the service at <https://www.gov.uk/prove-right-to-work>) which, along with the applicant's date of birth, will allow the licensing authority to carry out the check.

In order to establish the applicant's right to work, the check will need to indicate that the applicant is allowed to work in the United Kingdom and is not subject to a condition preventing them from doing work relating to the carrying on of a licensable activity.

An online check will not be possible in all circumstances because not all applicants will have an immigration status that can be shared digitally. The Home Office online right to work checking service sets out what information and/or documentation applicants will need in order to access the service. Applicants who are unable to obtain a share code from the service should submit copies of documents as set out above.

Your right to work will be checked as part of your licensing application and this could involve us checking your immigration status with the Home Office. We may otherwise share information with the Home Office. Your licence application will not be determined until you have complied with this guidance.

Consent of individual to being specified as premises supervisor

Stephen Procter

I
[full name of prospective premises supervisor]

of

High Biggars Bank
Selside
Kendal
LA8 9EE

.....
[home address of prospective premises supervisor]

hereby confirm that I give my consent to be specified as the designated premises supervisor in relation to the application for

PREMISES LICENCE

.....
[type of application]

By

Southern District Federation Of Young Farmers Clubs

.....
[name of applicant]

relating to a premises licence
[number of existing licence, if any]

for

WESTMORLAND COUNTY SHOW GROUND
LANE FARM
CROOKLANDS
MILNTHORPE
CUMBRIA
LA7 7NH

.....
[name and address of premises to which the application relates]

and any premises licence to be granted or varied in respect of this application made by

Southern District Federation Of Young Farmers Clubs

.....
[name of applicant]

concerning the supply of alcohol at

GRID REF F19 & G19
WESTMORLAND COUNTY SHOW GROUND
LANE FARM
CROOKLANDS

.....
[name and address of premises to which application relates]

I also confirm that I am entitled to work in the United Kingdom and am applying for, intend to apply for or currently hold a personal licence, details of which I set out below.

Personal licence number

PA1048


.....
[insert personal licence number, if any]

Personal licence issuing authority

South Lakeland District Council, Lowther Street, Kendal. 01539 733333.

.....
[insert name and address and telephone number of personal licence issuing authority, if any]

Signed



Name (please print)

Stephen Procter

Date

14/05/2026

Prepared by Southern District Young Farmers
Committee

Noise management Plan

Westmorland County Show Night Do

DATE: Saturday 12th September 2026

**VENUE: Westmorland County Agricultural Society, Lane Farm, Crooklands,
Milnthorpe, Cumbria, LA7 7NH**

What//three//words:workbook.drums.assurance

Contents

Introduction	3
Event Management	4
Event Overview	4
Key aims of this Plan	5
Site Location/Layout	5
Event Timetable (with particular attention to noise related components)	6
Site Orientation and Relation to Noise Sensitive Locations	9
Specific Noise Control Actions in relation to Local residents	10
Specific Noise Control Actions in relation to 2025 Event Feedback	12
Specific Noise Control Actions in relation to persons within the Venue	13

Introduction

This is an annual event, held at this location since 1996. This report has been prepared by Southern District Young Farmers (SDYFC) committee in support of their application for a premises license, in accordance with the licensing act 2003. Southern District Young Farmers have held this event in the same manner over the previous years.

This report has been prepared in order to demonstrate the competence of SDYFC in proactively managing the safety of the event and providing general information about the event.

The team responsible for the management of Westmorland County Show Night Do will make every effort to ensure that all the information contained in this document is correct and circulated amongst the relevant organisers and authorities. Our operational planning and delivery will be informed by the event safety guide and underpinned throughout the process by the four licensing objectives:

- Prevention of crime and disorder
- Prevention of public nuisance
- Public Safety
- Protection of Children from harm

Event overview

The management of Westmorland County Show Night Do will be overseen by Becca Denny (Southern District Applicant) who is one of the organisers of the event. The event is made up of young farmer members and advisory members from the Southern District Federation of Cumbria Young Farmers Clubs (SDYFC).

Westmorland Show Night Do will take place in 2no Marquees. It will comprise of one indoor stage in which there will be recorded music played by a DJ. An alcoholic bar which will be situated inside the marquee. There will be late night refreshments provided by a catering van located outside within the secured event.

Parking will be outside the event in the same field but will be away from the main event with a pedestrian walk way barriered off.

Proposed the maximum capacity of this event is 1500 including staff, volunteers and DJ.

Dates/Times

11th – 13th General set up and take down window.

12th September: Event opens 7:30pm

Event Finishes 1am having all members of the public off the premises by 2am

Key Aims of this plan

This plan seeks to:

- Minimise impact to local residents
- Satisfy the Licensing Authority
- Identify the range of potential noise sources relating to the event and evaluate the potential to cause issue
- Identify steps taken to manage noise pollution
- Outline a defined programme of noise measurement
- Establish a Complaints Procedure for local residents

Site Location/Layout

The Westmorland County Show Field site is located in a rural location the nearest built up area being the small hamlet of Crooklands located to the SSE of the site.

Fully detailed site plans are included in the attached “Site Management” plan, namely:

SDYFC County Show Night Do:- Site Plan

SDYFC County Show Night Do:- Detailed Plan

The event will take place in 2no Marquees containing Bar, Dance area and DJ stage. These will have previously been erected for the “Westmorland County Show” earlier in week. These will be taken down after the SDYFC during normal weekday working hours (0900-1700)

Event Timetable (with particular attention to noise related components)

Friday 11th Sept

1200-1700 Equipment Deliveries

Delivery of equipment for the event. Namely “Heras” fencing and waste skip. These will all be delivered in normal business hours using Trucks and Pick-up/Trailer combination. The volume of equipment is relatively small and will involve minimal vehicle movements, due to speed limit on site these will be driven in a sedate manner and will emit minimal noise.

1800-2100 Setup of venue internals

This will involve moving into position trestle and tables for bar, pedestrian fencing within marquee internals. These are stored on site and will be moved into position using Telehandler and Pick-up/Trailer combination. Again site speed limit will be driven in a sedate manner and will emit minimal noise. It is anticipated that 10-12 persons will be on site while work is carried out. The noise emitted from these tasks will be minimal and will not involve the use of power tools.

Saturday 12th September

1000 – 1500 External site set-up

This will involve the siting and erection of Heras fencing, again this will be carried out using Telehandler in same manner as above. Cordless tools will be used to affix panels together, this will emit intermittent short bursts of noise, this dictates this being carried out at this time as opposed to the Friday evening to avoid any annoyance to local residents

Toilets and Lighting Towers will be delivered and sited manually and using telehandler in same sedate manner. The lighting towers will be aimed to reduce lighting overspill which may create annoyance to local residents. Lighting towers will be in good condition regularly serviced by supplier and of “low noise” type

The remainder of site will be set-up, ie DJ staging, signage, bins (plastic) etc.. This a manual exercise and will create minimal noise impact .

1500-1800 Bar and DJ set-up

Again vehicle movements will be minimal in sedate manner. The DJ/sound engineer will keep amplified music to minimal level while setting up equipment so as not to cause annoyance to local residents

1800-1900 DJ sound check

The DJ/Sound engineer will carry out sound checks during this time, while this is carried out readings will be taken at the sound monitoring points (SMP) detailed later in this document. These sound checks and associated level measurements will give an indication of amplification limits to meet the prescribed levels at the various SMP's *(please note feedback from 2025 event on page 12)*

1900-2230 Event Phase 1

Traffic marshals will ensure efficient movements of vehicles within site speed limits to ensure minimal traffic noise is emitted from site

Bar staff will exercise care when depositing bottles/cans into waste skips so that minimal noise is created.

DJ/Sound engineer will be controlled to keep noise at SMP's below 65dB. They will be discouraged from inciting audience to enter into chanting or such other behaviour that may lead to rhythmic cycles of loud crowd noise

Lighting Towers (3no) will be operated at dusk, the aim of lighting will again be checked and adjusted to reduce overspill from site

Security/stewards will ensure guests enter marquees swiftly and refrain from potentially noise generating activities. Swift efficient guest movement from vehicles, through admission into the venue will reduce disruption potential from crowd generating excessive noise.

2230-2300 Event Phase 2 (transition to reduced noise limit)

Event will continue with the previous noise control measures in place, although over this period the level of the amplified sound will be reduced in tandem with monitoring at the SMP's to ensure reduced level of below 45dB is met before 2300

2300-0100 Event Phase 3

Event will continue with the previous noise control measures in place, ensuring monitoring at the SMP's to ensure reduced level of below 45dB is maintained. The "soft close" of event music will be carried out to ensure calm controlled finish is exercised to negate inciting audience to enter into chanting or such other behaviour that may lead to rhythmic cycles of loud crowd noise. The guests will be encouraged by the DJ to leave in a quiet orderly manner so as not to cause noise and annoyance to residents in the local area (detailed in attached Site Management Plan)

0100-0200 (max)

Stewards and Security will calmly and efficiently close the event and encourage guests to exit the venue. Traffic Marshals will control vehicular movements to site speed limits in an efficient manner to reduce traffic noise. If guests enter into behaviour which causes noise (ie shouting cheering etc) stewards/security will attend

DJ/Sound Engineer will pack away equipment, Bar stock will be stowed securely and site will be "closed". These activities will not cause any noise issues.

Lighting Towers will be turned off and lowered, all noise sources no longer active

Sunday 13th September

1000 – 1500 Site Pack-down and removal

This will be done in a reverse order of the erection. Low noise activities will be carried out first ie litter picking. All activities will not generate noise of any magnitude, although stewards will be conscious of being "neighbourly" and commence with quietest task.

1200 – 1500

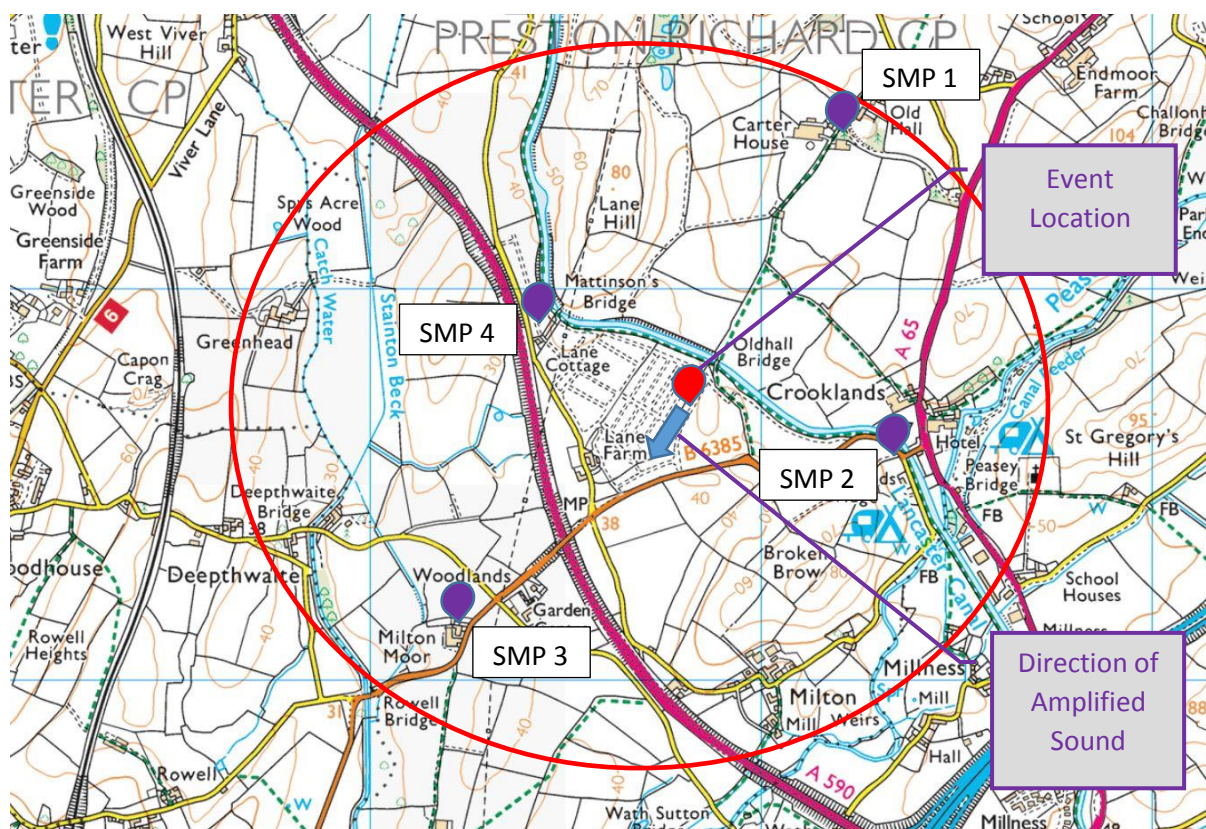
Lighting Towers and Toilets will be cleaned and removed from site, this task generates minimal noise

Monday 14th September

0900 – 1200 Equipment Collection

This will be carried out in similar manner to delivery, no anticipated noise issues

Site Orientation and Relation to Noise Sensitive Locations



The site location is shown on the map above. The speakers will be positioned such that the anticipated direction of the amplified sound will fall in the direction shown. This ensures the sound is directed away from Crooklands, being the most densely populated area in close proximity to the event.

Consulting the detailed site plan (attached) it should be noted that the Toilet structures have been placed along the eastern side of the venue so that they provide a degree of noise attenuation to Crooklands. The above is subject to weather conditions (wind, temperature and cloud cover) which may affect anticipated noise propagation.

The map details the 4no Sound Monitoring Points (SMP's), which have been identified as the closest residential properties, these being the noise sensitive locations. It should be noted for clarity that Milton and the southernmost

extent of Crooklands lie behind a large hill and such provides an element of natural shielding, hence it has not been deemed a SMP. The closest Noise Sensitive location to the event is at SMP4 at a distance of 400m

Properties within the local area (shown within the red circle) will be subject to a “mail drop” detailed later in this document.

Specific Noise Control Actions in relation to Local residents

SDYFC will carry out the following actions with regards to the above. This will ensure any potential noise related issues do not arise, or if they do are dealt with in a swift efficient manner to enable quick resolution

Prior to event

At least 14 days before the event all properties within the identified “Mail Drop” area will have a brief letter hand delivered. It will notify them of event details including location, date, time, duration. It will also inform that sound monitoring will be taking place on the night at various locations, thus allaying concerns of persons being present late at night in times of darkness. It will also detail the Event management team and a dedicated mobile telephone number (c/w messaging and WhatsApp functions). This will give local residents the opportunity to raise any concerns with the committee and have their voices heard prior to the event. Text/WhatsApp function will allow contact to be freely made without hesitation of physically having to “talk” to someone. This will promote engagement with local residents. When the event is in operation this will also allow any resident to contact the event management team leader should they have any concerns over noise levels. A copy of this letter will be held in the Post Event Information Pack.

As part of the licence application the “Blue Notice” will be displayed at the site to notify local residents.

While event is in progress

The event management team leader will ensure the mobile phone is fully charged and operative (test call/text to be made) vibrate mode will be activated to gain attention in venue environment. This will ensure the means by which a complaint may be made is functioning.

There will be direct contact between the Event Management Team and the Sound Engineer and D.J. via mobile phones. The Event Management Team will monitor noise levels at the 4 identified SMP's. The persons will wear hi-viz vests so as to indicate presence and need to be at the locations, thus allaying any concern residents may have. Readings will be taken 1m from the façade of the building. For information readings prior to the event will also be taken for reference. All readings taken will be recorded, which again will be held in the Post Event Information Pack

Sound Level reading will be taken utilising "dB Meter" Noise Monitoring App installed on mobile phone, to regularly check noise levels are within stated limits (< 65dB pre 2300, <45dB post 2300). Adjustments to the sound level will be made while person taking measurement is still present at the SMP, thus allowing confirmation of correct adjustment. Details of any adjustment made will be recorded. Noise checks will be carried out at hourly at all 4 SMP's in particular noise monitoring will be carried out between 2230 and 2300 to ensure phased noise reduction from upper to lower limit is achieved below 2300 (as detailed earlier). In addition to this the person taking sound level readings will also apply a "common sense" check as to whether potential problems can be physically heard, ie large "bass" content/audience producing perceived issues. If this is witnessed it will be recorded and adjusted if felt required.

Upon a complaint being raised by a local resident, full details of this will be recorded on the Event Log (time, location, contact details if given, nature of complaint). A member of the event team will be despatched to the location to investigate, measure and if necessary, adjust levels with sound engineer/DJ. Again, levels measured, adjustments and details of resolution will be recorded.

All documentation detailed above will be held within the Post Event Information Pack, this will be retained for a period of 6 months. Inspection will be available by an authorised member of the local authority or police.

Specific Noise Control Actions in relation to 2025 Event Feedback

The event was held in September 2025 and noise issues were reported by a business located close to SMP2. These related to “thumping bass frequencies” which occurred between 2100 and 2300 hours. While the issues were dealt with swiftly and to the satisfaction of the complainant, SDYFC are keen to avoid a repeat of this. In a bid to avoid repeat issues the following control measures will be put in place:

- Sound engineer in control of overall audio output from event will be made aware of previous issues. Overall sound output will be adjusted accordingly
- During event initial soundchecks the bass content (in particular the second octave 40-80Hz) will be reduced as a pre-emptive corrective measure.
- Persons carrying out the sound monitoring during the event will be made aware of previous issues. Heightened vigilance to potential “thumping bass frequencies” will be adopted at this location, in particular during initial sound checks and pre 2100 checks.
- The above heightened awareness will be maintained throughout the remainder of the event

Specific Noise Control Actions in relation to persons within the Venue

This is an annual event with recorded music, as such there is potential to present high levels of sound to the audience situated close to the stage. High sound levels present a risk to hearing, both for those working with the event and to the audience.

We will be following HSG260 sound advice – control of noise at work in music and entertainments regulations. We shall be performing regular checks using a decibel meter and records will be kept. Sound checks will be taken inside the marquee within the dance floor throughout the night.

Checks will be done using a decibel monitor by the DJ before the event, and during the event checks will be carried out by an appointed suitable person. The appointed person will have no acoustic qualifications, but will be a competent person. We will ensure all decibel readings at the event will not exceed 95db continuously.

Security who will be helping with stage related issues during the evening, will be advised to restrict the length of time exposed to noise and vibrations. Suggested no longer than 1 hour for each guard at one time. The audience where practical will not be allowed within 3 meters of any loud speakers which will be achieved by the use of approved barriers and fencing.

Prepared by Southern District Young Farmers
Committee

Site management Plan

Westmorland County Show Night Do

DATE: Saturday 12th September 2026

**VENUE: Westmorland County Agricultural Society, Lane Farm, Crooklands,
Milnthorpe, Cumbria, LA7 7NH**

What//three//words:workbook.drums.assurance

Contents

Introduction	3
Event Management	4
Event Overview	4
Licensing Objectives	5
Insurance	5
Event Details	6
Traffic Management	7
Entrance/ Crowd Management	8
Marquee Layout and Facilities	10
First Aid and Medical Cover	11
Emergency Procedure	11
Alcohol Management	12
Security Operations	13
Steward Management	13
Prevention of Crime and Disorder	13
Drugs Policy	14
Glass Policy	14
Unacceptable Behavior	14
Reporting Detection of Fire	14
Intoxicated Persons	15
Safeguarding of Vulnerable Persons	15
Ejection Policy	16
Fire Exits	16
Fire Fighting Equipment	16
Electricity	17
Waste Management	17
Noise (Separate Plan)	17
Night Do Steward Briefing	17
Post Event Report	18
Dispersal Policy	20
Risk Assessment	21

Introduction

This is an annual event, held at this location since 1996. This report has been prepared by Southern District Young Farmers (SDYFC) committee in support of their application for a premises license, in accordance with the licensing act 2003. Southern District Young Farmers have held this event in the same manner over the previous years.

This report has been prepared in order to demonstrate the competence of SDYFC in proactively managing the safety of the event and providing general information about the event.

The team responsible for the management of Westmorland County Show Night Do will make every effort to ensure that all the information contained in this document is correct and circulated amongst the relevant organisers and authorities. Our operational planning and delivery will be informed by the event safety guide and underpinned throughout the process by the four licensing objectives:

- Prevention of crime and disorder
- Prevention of public nuisance
- Public Safety
- Protection of Children from harm

Event Management

Event overview

The management of Westmorland County Show Night Do will be overseen by Becca Denny (Southern District YFC Applicant) who is one of the organisers of the event. The event is made up of young farmer members and advisory members from the Southern District Federation of Cumbria Young Farmers Clubs (SDYFC).

Westmorland Show Night Do will take place in 2no Marquees. It will comprise of one indoor stage in which there will be recorded music played by a DJ. An alcoholic bar which will be situated inside the marquee. There will be late night refreshments provided by a catering van located outside within the secured event.

Parking will be outside the event in the same field but will be away from the main event with a pedestrian walk way barriered off.

Proposed the maximum capacity of this event is 1500 including staff, volunteers and musicians.

Dates/Times

11th – 13th General set up and take down window.

12th September: Event opens 7:30pm

Event Finishes 1am having all members of the public off the premises by 2am

Ticketing:

Tickets will be sold under control of Becca Denny and Brogan Jackson prior to the event, it is aimed at YFC members and friends. It is anticipated that the vast majority of guests will be aged between 18-30

Entry will be permitted to YFC members aged 16-18 years. Anyone under 18 will only be allowed entry if they are a current member of the YFC (valid membership card with integral ID photo), and a parental consent form. Other restrictions will apply, see later within this document.

Tickets will be of a design specifically for the event and numbered to prohibit over-subscription to the event

Licensing Objectives

Our operational planning and delivery will be underpinned throughout the process by the four key licensing objectives:

- Prevention of crime and disorder
- Prevention of public nuisance
- Public safety
- Protection of children from harm

The Event management team, together with SIA registered security and third party qualified first aid team will ensure the promotion of the licensing objectives as set out in the licensing agreement. This will be achieved by advising staff and volunteers of the associated risk assessments and health and safety policy outlined in this event management plan. These documents will underpin all our work and will be fully implemented.

Insurance

Westmorland County Show Night do is covered by Cumbria Young Farmers Insurance policy (Employees liability and Public Liability), this is available on request

Event Details

Activity: Westmorland County Show Night Do

Date: 12th September 2026

Hours of function: 19:30-01:30

Description of Function: Show Night do

Responsible people:

Stephen Procter – Personal license holder

Rebecca Denney (Event Co-Ordinator) - Southern District Event Applicant

David Knowles (Event Co-Ordinator) - Southern District President

Please refer to the attached documents contained within Appendix A of this document:

SDYFC County Show Night Do:- Site Plan

SDYFC County Show Night Do:- Detailed Plan

The following parts of the “Site Management Plan” should be read in conjunction with the above documents

Traffic Management

Directions to the Venue

Members will be informed of the routes to travel to the event prior to the event

Cars

Leave the M6 at Junction 36, take the A65 exit to Skipton/ Kirkby Lonsdale.

At the roundabout take 1st exit A65

Turn left opposite Crooklands Hotel B6385

Continue along road, event is on your right.

Buses

Leave the M6 at Junction 36, take the A65 exit to Skipton/ Kirkby Lonsdale.

At the roundabout take 1st exit A65

Turn left opposite Crooklands Hotel B6385

Continue along road, event is on your right

Entry to the event will be via the designated entrances onto the “Westmorland County Showfield” from the B6835, these will be clearly signposted, address and what//three//words location will be circulated around guests in particular organisers of busses. The site is a purpose built facility designed to hold public events, hence the entrance/exits to the public highway will provide smooth traffic transition without congestion. They also provide a wide and unrestricted view of the B6835 so to allow vehicles to safely enter/exit the event.

The use of efficient traffic marshals within the event will ensure there is no significant congestion on the public highway. Our traffic marshals will only operate within the event site itself, *they will not direct or manage any vehicles on the public highway*. Traffic marshals will wear reflective Hi-Viz vests, the general traffic and pedestrian area within the event will be lit utilising diesel powered lighting towers.

The “Bus Drop off Point” and Bus route is shown on the Site Plan. Buses will be directed to this before passengers dis-embark, this will ensure traffic flow can

be maintained in a safe controlled manner. Thus negating congestion on the Public Highway. Traffic marshals will ensure traffic flow will be segregated from the disembarking bus passengers, they will make their way to the event entrance along the hardstanding track away from vehicular movement. Buses will be instructed to leave site by the exit as shown, again to ensure continued traffic flow. They will be directed to park away from the site so as not to cause disruption to local traffic flow and neighbouring premises.

Upon return to the site to pick up passengers they will be directed to arrive approx. 30 minutes before the event close. They will be arranged in an order on the hardstanding track so as to provide safe loading of passengers away from vehicular movements. Thus providing passenger safety and allowing unrestricted exit of other vehicles. Again traffic movements will be controlled by traffic marshals

Entrance/Crowd Management

SDYFC will employ a third-party SIA certified security company. They are fully trained and experienced in dealing with music and YFC events. Both Male and Female staff will be present. The Security management will be responsible for passing information to the event coordinator and making tactical decisions with regards to security matters.

The security company will provide enough qualified SIA security to safely cover the hours of the event, in line with the “Purple Guide” and their own recommendations. The event management team members will have the authority to direct any members of the security staff to perform a duty in the event of safety and general crowd management.

It should be noted that at the discretion of the SIA security company, personnel may wear personal video recording equipment to be used for crowd management purposes only.

Heras fencing will be erected to contain guests within the required areas of the event (as shown)

Upon entry to the event the guests will be directed into one of 2 entrances, Under 18 entrance, and Over 18 entrance. This will be formed with Heras fencing. In these areas’ guests will be subject to security checks and searches deemed necessary by the SIA staff. With the “Over 18” entrance we will

employ “challenge 25 policy” and request approved forms of age verification ID to be shown before entry is granted. On entry the guest will be issued and fitted with a non-removable tamper evident wristband of a designated (Green) colour, to denote entry checked and over 18 status verified.

Within the “Under 18 entrance” the following will be checked. Valid YFC membership card complete with integral photo ID, signed parental consent form. Entry will not be permitted without both of these are shown (this will be widely publicised at time of ticket sale). On entry the guest will be issued and fitted with a non-removable tamper evident wristband of a designated (Red) colour, to denote entry checked and under18 status verified.

The wristbands issued at this point will be clearly of a different colour to ensure positive (Green/Red) to allow ready identification of bar and other staff.

Security/entrance staff will monitor number of guests entering using tally counter and wrist band numbers to ensure an exact number of guests on the premises is known.

Last entry to the event will be 9pm. Once guest entrance to the event has ceased the “entrance lane” arrangement will be removed from the pedestrian entrance. It will remain unimpeded but manned by security. This will allow guests to be monitored when leaving, prevent un-checked entrance/re-entrance. It also leaves the main entry/exit point free for use should emergency exit by guests be required.

The exterior guest accessible area will be lit utilising 3no independent diesel powered lighting towers (silenced to reduce noise generation). These provide independently redundant wide area lighting to allow crowd management and control. Each being independently operated these will continue to operate should the primary electrical supply to site fail. These lighting towers will be brought into operation by a designated member of the SDYFC event team pre-dusk, and will remain operational until the last person (be it guest, staff or member of the event team) has left site. They will be supplied fully fuelled from supplier which will allow running well in excess of what is required. Fuelling will be checked by event team on supply of lighting towers.

Marquee Layout and Facilities

The larger of the two Marquees (A, 65m x 20m) will form the main function area. A DJ and stage area will be to the northern end, this will be segregated from the dancefloor area using steel pedestrian barriers affixed across the entire width of the marquee. The DJ stage will be formed using a low level trailer. This demarcation between guests and DJ will be monitored by security staff. The southern end of this marquee will form the bar area, this again will be formed using steel pedestrian barriers affixed across the entire width of the marquee. This demarcation between guests and DJ will be monitored by security staff. The bar will be situated directly behind this with room for bar staff and bar supplies storage. These will be formed using trestle tables as shown.

The smaller of the two marquees (B, 18m x 12m) will house additional bar storage alongside the first aid treatment/holding area. The close proximity of the bar and ancillary areas will allow effective communication between event staff, security and first aid.

Lighting will be permanently employed above the bar area and the whole of marquee "B" (first aid etc) through the whole event. Floodlighting across the whole of marquee "A" will be fitted at high level and controlled from behind the bar area as required.

Illuminated emergency exit signage will be provided at all exits as shown. This will be supplied with symbols as BS 5266. It will be constantly illuminated, and contain internal batteries to ensure operation if power failure should occur. The external lighting towers will also provide general area emergency lighting to required level.

Fire extinguishers are provided as detailed on the plan.

Toilets are provided as detailed including accessible facilities

First Aid and Medical Cover

Kentdale First Aid will provide qualified first aiders on site at all times. A designated first aid area will be set up (marquee B) and all staff members will be briefed on the first point of call for injuries and told to show/ assist if necessary, the injured person to the first aid point. The first aid point will have the resources to provide:

- Basic first aid equipment.
- A warm, dry area for visitors to rest and recuperate in the case of injury or intoxication.
- Water provision to avoid dehydration.

In cases where the injured person needs to seek professional medical attention (decided by the first aid staff), the details of The Royal Lancaster Infirmary will be given. Suitable transport will be found and the hospital will be contacted in advance to inform them of the patient's arrival.

In cases of serious injury, where the subject should not be moved. The first attending staff will contact the event managing team, who will call the emergency services and ask the Kentdale First Aid team to attend the scene immediately to administer first aid. Security will organise crowd management and the clearest or nearest access route, then meet the ambulance at the designated point to direct them to the casualty. A second person should always be present, if the subject is classed as vulnerable or under 18 years old (see the safe guarding vulnerable persons section). A designated emergency vehicle entry/exit point is shown on the plan, if use is required event staff will move the Heras fencing as required to permit safe unobstructed access/egress. Traffic marshal will be on hand to direct emergency vehicle as required

Emergency Procedure

Nearest ambulance A&E Department

Royal Lancaster Infirmary, Ashton Road, Lancaster, LA1 4RP

Telephone number: 01524 65944

In the first instance please contact any of the below who will liaise with site first aiders and emergency service.

First aid provision will be provided by Kentdale First Aid.

In case of emergency and evacuation the muster point will be outside the venue main entrance on the hardstanding track, shown on plan.

Additionally, this procedure will be on display around the site, on the bar in the evening and with security and first aiders. This procedure will be communicated to all stewards, security personnel and catering / bar staff by the Southern District Chairman by means of a pre-event site walk around to ensure familiarity before the event is to take place.

Contact Number on site: Becca Denny: 07955 356507

Stephen Procter: 07786 514344

Alcohol Management

The bar will be the only place where alcohol will be sold, and will be staffed with a good quantity of staff, this is to ensure efficient service so attendees are not stood for long periods at the bar. This should also stop any disorderly behaviour occurring from attendees having to wait long periods. The bar will be as shown on the plan, it will be under the control of the DPS, Stephen Procter.

Alcohol can be consumed in all areas of the event. However, attendees will not be allowed to leave the site with any alcoholic containers, throughout or after the event. All alcohol that is purchased on site must be consumed on site.

Persons under the age of 18 will not be served alcohol at the bar, all bar and security staff will adopt a Challenge 25 strategy, conducting ID checks. Check will be made by bar staff that the guest(s) have wristbands of the correct colour/age definition. Security staff will also be briefed to seize alcohol from attendees should they present a disorder risk, suspected drunk or intoxicated people will not be served alcohol.

Any repeat offenders will face a YFC disciplinary hearing and could face a ban to future events.

To promote the safety of the public and staff:

- Soft drinks and bottled water will be available.
- Potable drinking water will be available (free of charge) from a WRAS approved source
- The use of any glass bottles will be prohibited; all drinks will be served in single use crushable cups and cans.
- The marquee will have suitable and sufficient indoor lighting.

Security Operations

All stewards, security and supervisors will be briefed and equipped to a standard that reflects their responsibilities. Stewards and staff will be made aware that they are NOT security and must not engage in a situation that is confrontational, their own safety is paramount. The perimeter of the site will be secured with security fencing, to ensure restricted areas are not entered and to keep control of large crowds. All security will wear high visibility clothing when on duty. All SIA security staff will have their SIA badges on display at all times.

Steward Management

The event coordinator will be responsible for briefing the stewards prior to the event. Which will include their areas of responsibility, emergency procedures and communication methods. It is the responsibility of the event coordinator to ensure that all volunteers are provided with the information required to maintain a safe environment for the public and staff members.

Prevention of Crime and Disorder

No volatile area is expected on the site and special attention has been paid to ensure that the event is friendly and fun.

Our main entrance will be monitored by security staff to a high standard. Any suspect activity will be noted and acted upon ASAP.

Any persons apprehended by security staff in the act of committing a crime will be removed from the event and placed in the holding area where if it's as minor offence they will have to wait for an over 18 to collect and the police will be informed. Security staff will also assist, where required, in the identification of offenders and the prevention of crimes.

Drugs policy

SDYFC and our National Federation, operate a zero tolerance on drugs at all of our events. We will be instructing our security staff to conduct random checks on entry and throughout the night. The event organisers will be informed of any person found to be in the possession of illegal substances, as defined by the Misuse of Drugs Act 2001 or the Medicines Act 1968. Any such individual will be denied access to the event and the matter referred immediately to the police. Any confiscated illegal drugs will be handed into the police.

Glass Policy

We have a plastic and can only policy, the bar staff will only supply alcohol in plastic cups or cans. Staff and security will stay observant of any broken glass found or reported, will be cleared up and disposed of immediately.

Unacceptable Behaviour

The organisers will not accept intolerant or aggressive behaviour on site. Any reports of such incidents will be fully investigated and the perpetrators ejected from the event.

Reporting Detection of Fire

Details of fire to be relayed i.e. what/where/size/level of danger.

A member of the event management team will immediately evaluate the situation and evacuate the area as necessary. Smaller incidents will be dealt with by staff in the vicinity, who will know the location of the nearest fire point. Large incidents to be reported via a member of the event management team to the fire authorities and they will then meet them at the allocated meeting point to guide them to the fire. The main entrance to the site shall be kept clear for emergency vehicles at all times.

Intoxicated Persons

Alcohol cannot be sold to anyone who is drunk or intoxicated as it is an offence to do so. The welfare of our customers is paramount and anyone found to be under or in the possession of controlled substances must be assessed before ejection and treated as a vulnerable person. This assessment will be made by the onsite first aid team. If the person is deemed unfit to be ejected from the site safely, then they will be taken to the first aid area to be monitored whilst they sleep off the intoxication or consume plenty of water.

Safeguarding Vulnerable Persons

A vulnerable person is defined as any person aged 16 or over who:

- Is or may be in need of assistance by reason of mental, physical, learning impairment, age or illness.
- Is or may be unable to take care of themselves or unable to protect themselves against significant harm or serious exploitation, which may be caused by the actions or inactions of other people.

Any person found in a vulnerable position will initially be passed to the security team. If the person is deemed to be in a vulnerable or potentially unsafe situation, they will be escorted to the first aid area, where an area will be set aside for recuperation and assessment. Under 18's will be present at the event, so all bar staff and security staff will be adhering to challenge 25 protocol outlined in the section above. All staff will be expected to report anyone who they feel is acting inappropriately to any under 18. Should under 18's be found

in an inebriated state, they will be looked after by security staff or first aid (all DBS checked).

Ejection Policy

Individuals that are under 18 or considered as vulnerable will not be ejected from the site. This will only happen after contact has been made with the guardian named on their parental consent form or a person over 18 deemed suitable, to facilitate a safe transit home. All over 18's will be encouraged to wait in a safe area, whilst they wait for their lift home.

Fire Exits

Dependant on the location and scale of the fire, attendees will be directed towards the nearest fire exit by security and stewards, and will assemble in the assembly point at the designated muster point which is outside of the event main entrance. They will then await further instructions. This allows the emergency services the access they will require.

Fire Fighting Equipment

There will be fire points located around the event each point will have fire extinguishers; either a CO2 or powder extinguisher and either a water or foam extinguisher depending on the location of the fire points and potential fire points identified.

All stewards will be required to assist in fire prevention and maintaining site safety. Any fires or potential fire risks will be reported to the event management team for logging and actioning, even if the fire has been dealt with and made 'safe'. Waste bins will be located around the site, placed strategically away from any potential fire risk areas, the main recycling bins will be placed behind the bar away from any potential fire risk areas.

All power supplies, sound systems and lighting rigs will be cordoned off so no unauthorised access is possible, these will be monitored throughout the night by security.

Electricity

All electrical supplies/equipment on site have been installed by a suitably qualified electrical contractor to BS7671 IET Wiring Regulations, 18th Edition and covered by NICEIC test certification. The only additional installation for the event will be lighting towers that will be set up and tested by a qualified supplier. The lighting towers will be placed pointing towards the main entrance and the car park, they will also be placed in the outside area for smoking, toilets and catering.

Environmental Considerations

Waste Management

The event management team will make every effort to reduce waste to a minimum, bar staff will be encouraged to recycle as much as possible. The main waste and recycling bins will be behind the bar, where the majority of waste will be. Litter picking will be carried out by the event management team and stewards throughout the evening and after the event. Clinical waste designated first aid area will be suitably removed from the site.

Noise

See separate "Noise Management" document

Post Event Report

An incident log will be created recording the following:

1. Ejection of Attendees
2. Incidents of Disorder
3. Medical Incidents
4. Seizure of any banned substance
5. Any visits from the Council, Police or Emergency Services

All documentation detailed above will be held within the Post Event Information Pack, this will be retained for a period of 6 months. Inspection will be available by an authorised member of the local authority or police.

Night Do Steward Briefing:

The following briefing will be handed to stewards in advance and they will also be verbally briefed on the night:

- Directions on the 12th September 7pm
- Please report to Becca Denny, Event Co-ordinator steward 7pm.
- Under 18's must have a valid Young Farmers membership card, parental consent form and a valid form of ID. This must be present at the time of entry.
- Wristbands will be issued at the entrance, after ID and bags have been checked by security guards.
- Over 18's will receive a GREEN wristband.
- Under 18's will receive a RED wrist band.
- Bar staff will receive a BLUE wristband.
- Bar staff will be aware of the aging system and anyone approaching the bar without any form of wristband will not be served.
- Any steward intentionally serving people under 18 will be reported to the local authorities.
- Bar staff are not permitted to drink alcohol at any time.
- If someone leaves the event premises they will not be allowed back in.
- Anyone caught underage drinking will have their drink removed and their bag searched and will be moved to the safe area until the end of the event or a guardian collect. In addition, anyone buying under 18's drink will be removed from the event and will place a disciplinary hearing.
- No glass will be passed over the bar and all drinks will be served in plastic cups.
- You are required to act as a steward all evening.
- Stewards should work together with bar staff and security staff.
- All incidents (must) be reported to the designated to the DPS.
- All stewards should collect plastic glasses and place them in the bins provided.
- Please alert security personnel to guests who are behaving in an inappropriate manor and remove them into the safe area until such time a mode of transport to remove them from the premises has arrived.

- Please assist bar stewards to close the bar at 12.30am.
- All stewards must check guests are not damaging the marquees, toilets or external areas.
- Stewards must be aware of all the fire-fighting equipment, evacuation routes and procedures in the event of a fire. Stewards will be briefed on this at the start of the evening. If you are asked to steward a fire escape/door, then under no circumstances must you leave this point without positioning another steward in your place.
- Ensure that guests are safely loaded onto their coaches at the end of the night.
- If you agree to act as a steward and find you are unable to, please note that it is your responsibility to notify a member of the event management team.
- Enjoy your evening and thank you for your support in advance.

DISPERSAL POLICY

The following steps should be taken by all Stewards, Staff and Security to disperse attendees from the premises.

All Stewards, Staff and Security must implement a Soft Closure Policy for the final 30 minutes of the evening, allowing customers to compose themselves, think about & plan their journey home (taxi, bus, a lift from a sober friend) while they are still inside the premises.

- Gradually turn the lights up
- Gradually turn the music down
- The bar will stop serving all alcohol at 12:30am
- Door Supervisors must remain on site until all customers have been cleared from the premises and dispersed from the surroundings. Make sure they are safely and quietly on their way.
- Any noise complaints from neighbours must be evaluated immediately by the event committee and DPS. The nature of the complaint and neighbour's contact details must be passed on to the licence holder within 24 hours of the complaint occurring, again see separate document
- Ensure that no customers leave the premises with their drinks.
- No drinks are allowed outside the premises at any time.
- Provide taxi telephone details to customers by way of verbal communication from staff to customers.
- Allow extra time for drinking up and clearing out so that customers leave the premises over a longer period. This should minimise the congregation of crowds outside the premises
- A full and thorough check of all areas of the site must be made for persons before security and first aid staff leave site (toilets, car park adjacent out of bounds area)
- If customers are congregating outside the premises at closing time, a Staff /Security member must facilitate the dispersal of these customers to minimise noise and eliminate flash points.
- Event lighting (including lighting towers) to remain operational until last person has left/leaving site.

Risk Assessments

Risk/Hazard Condition	Comments
<p>Alcohol Abuse</p> <ul style="list-style-type: none"> - Consumable amounts - Crowd build-up in restricted areas - Disorderly/unruly behaviour/property damage 	<p>Staff members and also the security staff will be vigilant to make sure that people consume alcohol in sensible amounts. Bar staff will be briefed to ensure anyone who appears to have consumed too much alcohol must not be served, and are required to fill out a Refusals Register as necessary.</p> <p>In the case of disorderly behaviour, security will be called and the responsible individuals will be removed from the dance immediately, put into the safe area either to cool down or for arrangements to remove them from the venue can be made.</p> <p>The security staff will be responsible for making sure there is no build-up of crowds in restricted areas and they will manage unruly behaviour to prevent damage to property.</p> <p>A Challenge 25 policy will be in force. Posters will be displayed along the bar and at the entrance to the event.</p> <p>Event is for over 16's only. All ID will be checked on arrival and wrist banded appropriately by door staff.</p> <p>Random drug searches will be carried out by security.</p>
<p>Aisle ways and passageways</p> <ul style="list-style-type: none"> - Clear and un-obstructed - Sufficient width for normal movement - Aisles marked 	<p>We will comply with Fire Officer advice to ensure compliance with all regulations. Aisle and exits will be clearly marked.</p>
<p>Crowd Control</p> <ul style="list-style-type: none"> - Congested high spots/build up - Bottleneck conditions - Sufficient width of exits 	<p>The exits will be wide enough to prevent bottleneck conditions to exit points. Security will be advised to split up any large crowds deemed to cause incidents.</p>

<p>Electrical Power Systems</p> <ul style="list-style-type: none"> - High Voltage and control panels closed and secure - Wiring installations and fixtures in good condition - Isolated separate electrical feed for DJ/Bar facilities - Lighting, pathways etc 	<p>All equipment will be run from supplies installed by qualified site electrician, specifically for the event. Generators and tower lights will be cordoned off. All electrical safety certificates to be checked for compliance and validity. Electrical supply cables to be kept away from reach of members.</p>
<p>Ergonomics</p> <ul style="list-style-type: none"> - Limited weight and size of materials lifted or carried by people - DJ equipment 	<p>Adequate people will be enlisted to move heavy objects and equipment. Staff reminded of the correct lifting techniques and basic manual handling techniques. Mechanical lifting devices to be used to prevent overloading injury where practicable.</p> <p>The following HSE Manual handling procedures to be adhered to and implemented.</p> <ul style="list-style-type: none"> • T – Task – Does it need lifting • I – Individual – can you lift it safely • L – Load – is it too heavy • E – Environment – is the area stable & safe
<p>Emergency Instructions</p> <ul style="list-style-type: none"> - Operational Instructions - Communication (back up) 	<p>Emergency instructions are to be given out in the stewards site briefing listed earlier in this document. Communication to emergency services are to be made by the committee or staff.</p>
<p>Exit/Egress</p> <ul style="list-style-type: none"> - Sufficient exits - Exit and Exit signs adequately illuminated - Approaches to exits unobstructed - Open outwards onto level surface - No locks or fastening restricting escape 	<p>Designated entrance and exits to be marked. All emergency exits are lit. No obstructions will be in the way of the exit to stop queues when leaving. Security guards will be briefed to move crowds on as quickly as possible.</p>

<p>Fire Protection</p> <ul style="list-style-type: none"> - Appropriate portable extinguishers readily available <ul style="list-style-type: none"> - Fire equipment visibly marked 	<p>A range of fire extinguishers will be located behind the bar and stage. Stewards and door staff will be briefed as to their location. All electrical safety certificates to be checked for compliance and validity.</p>
<p>First Aid/Station/Equipment</p> <ul style="list-style-type: none"> - Name/Qualified attendants - Instruction for accident reporting - Communication/Organiser - Safety Coordinator 	<p>Security accredited door security staff will be on-site, along with Kentdale First Aid and will report to the committee. A safe zone/first aid area has been allocated for those feeling unwell and is marked as the 'safe area' on the site map.</p>
<p>Floors (walking/working surfaces)</p> <ul style="list-style-type: none"> - Free of trips, slips and falls - Free of protrusions - Opening covered or barricaded - Load limits on upper floors/balconies 	<p>Any potential hazards will be blocked off with security fencing. Good housekeeping to be maintained, waste managed and floors kept free of trip hazards. Encouraging a 'See it, Sort it' ethos for all staff. If you see something on the floor that shouldn't be there, move it! No cabling to be left without securing to floor, cable ramped, or flown out of reach.</p>
<p>Lighting</p> <ul style="list-style-type: none"> - Walking and entertainment areas adequately illuminated during period of event - Illumination level sufficient for detail or work performed (Bar areas, Stage etc) 	<p>The entertainment area will be lit up adequately throughout the night and will be fully lit up at the end of the evening. The bar area will be fully lit up all night. The outside area will be lit up with flood lights all night as well as the entrance and exit route and bus park.</p>
<p>Noise Exposure</p> <ul style="list-style-type: none"> - Environmental Health - License/notification 	<p>The noise levels will be monitored regularly from outside the venue and the DJ can be turned down if necessary. See separate document</p>

<p>Platform/Stage/Rigging</p> <ul style="list-style-type: none"> - Approved by competent contractor (structural engineer) - Safe access/egress 	<p>No structure erection to commence before the building area site is secured with no public access. Structures only to be placed as per site plan.</p>
<p>Sanitary/Toilets</p> <ul style="list-style-type: none"> - Suitable and sufficient - Male, female and disabled - Competent contractor 	<p>Male, female and a disabled portaloos are available on site. A portaloos will be behind the bar for staff to use and a portaloos will be in the First Aid area for medical use.</p>
<p>Stacking and storage</p> <ul style="list-style-type: none"> - Aisle ways and access paths clear and unobstructed - Stable and secure 	<p>All items needed to be stacked or stored away will be done so away from public areas and so they are not obstructing walkways for staff. All substances deemed as falling within the remit of COSHH regulations to be stored in a locked site container in areas away from the public. The removal of tables and chairs will be done by staff following all health and safety protocols. Security will be keeping an eye on things.</p>
<p>Ventilation and extraction</p> <ul style="list-style-type: none"> - Adequate means provided - Air inlets and opening clear 	<p>Checked by venue and organisers. The marquee is well ventilated as it has openings at either end of the building.</p>
<p>Warning Systems</p> <ul style="list-style-type: none"> - Fire/emergency alarm systems - Hazard warning systems appropriate vehicles/equipment 	<p>DJ to stop music and announce hazard/Fire/Emergency over speaker in extreme circumstances.</p>
<p>Waste and Disposal</p> <ul style="list-style-type: none"> - Safe disposal for waste/food/plastic containers etc 	<p>There will be recycling and waste bins behind the bar for the majority of waste and recycling, there will also be waste bins around the event site for general waste from the night.</p>

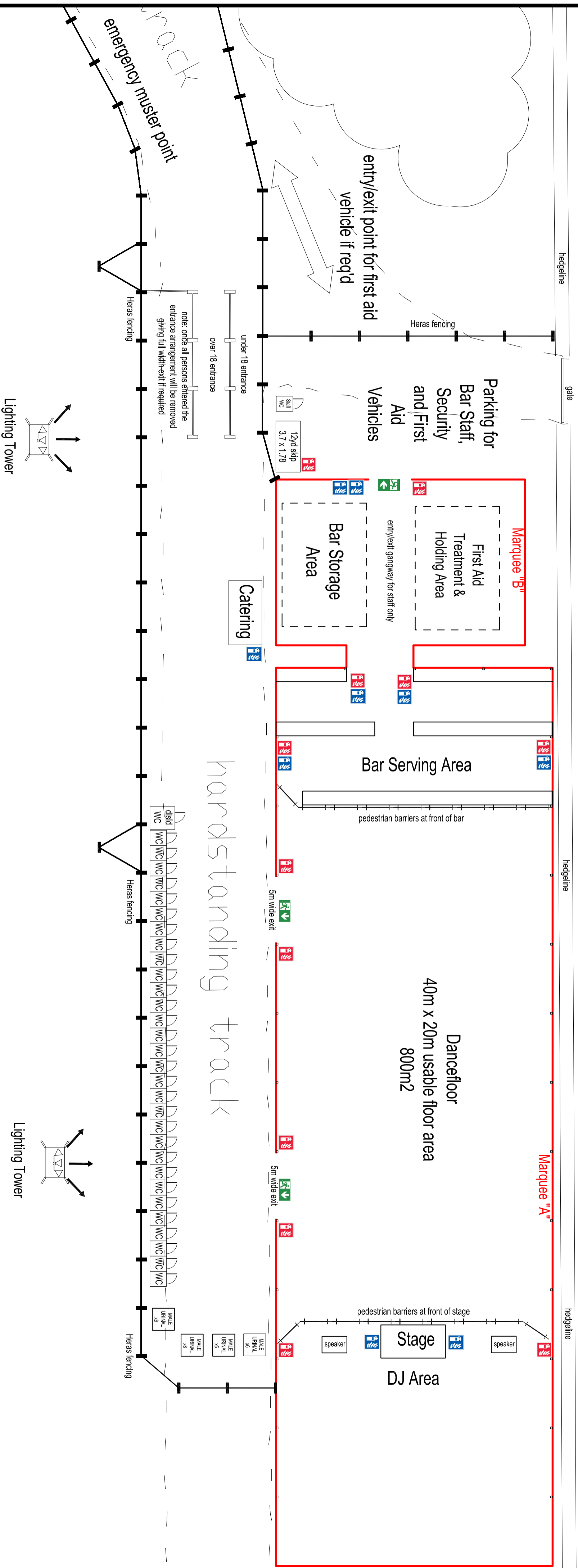

Appendix A

Event Site Plans and Detailed Event Plans


SDYFC County Show Night Do:- Site Plan

SDYFC County Show Night Do:- Detailed Plan

OUT OF HOORNOPS




OUT OF HOORNOPS



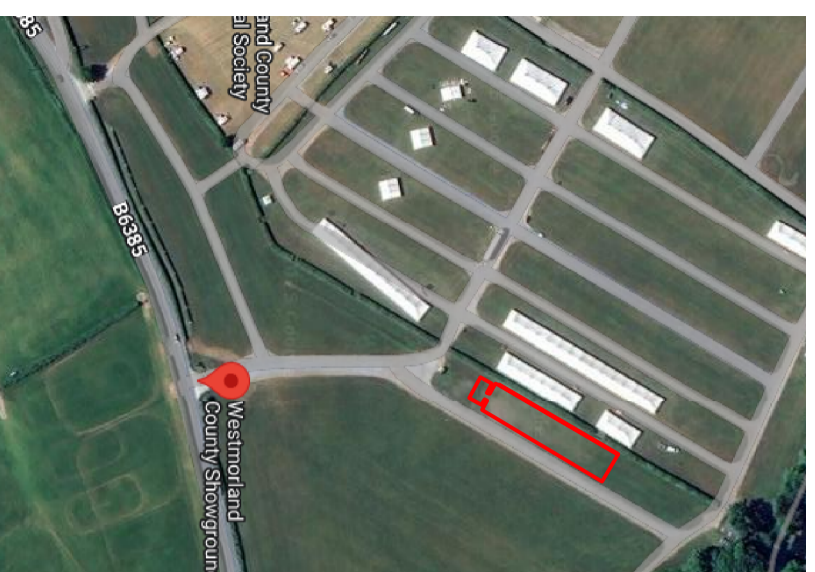
symbol key	
	pedestrian barrier
	"Heras" fence panel (fixed)
	"Heras" fence panel (removable)
	"Tardis" Toilet
	"Tardis" Toilet Accessible
	Maintained Emergency Exit Light
	Fire Extinguisher (9 litre water)
	Fire Extinguisher (6 kg powder)
	Fire Extinguisher (5 kg CO2)
	Lighting Tower (Low Noise)

The event will take place in 2 adjoining marquees.
 Marquee "A" - 20m x 65m
 Marquee "B" - 18m x 12m
 These are outlined in red on plan




SDYFC County Show
Night Do

Drawing Title	Detailed Plan
Drawing Ref	SP_08122025_rev1
Scale	1:150 @ A2
Drawn	KG

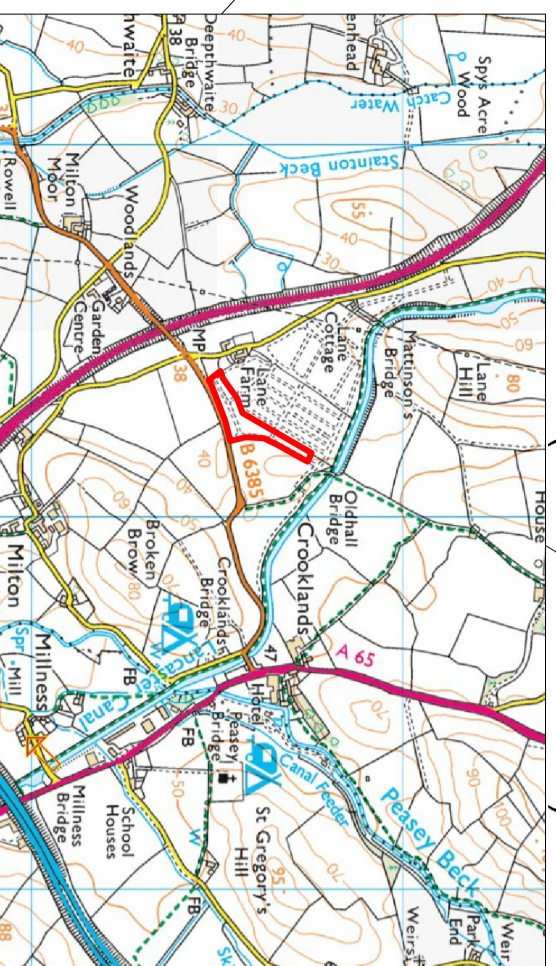


Aerial View (marquee's outlined in red)

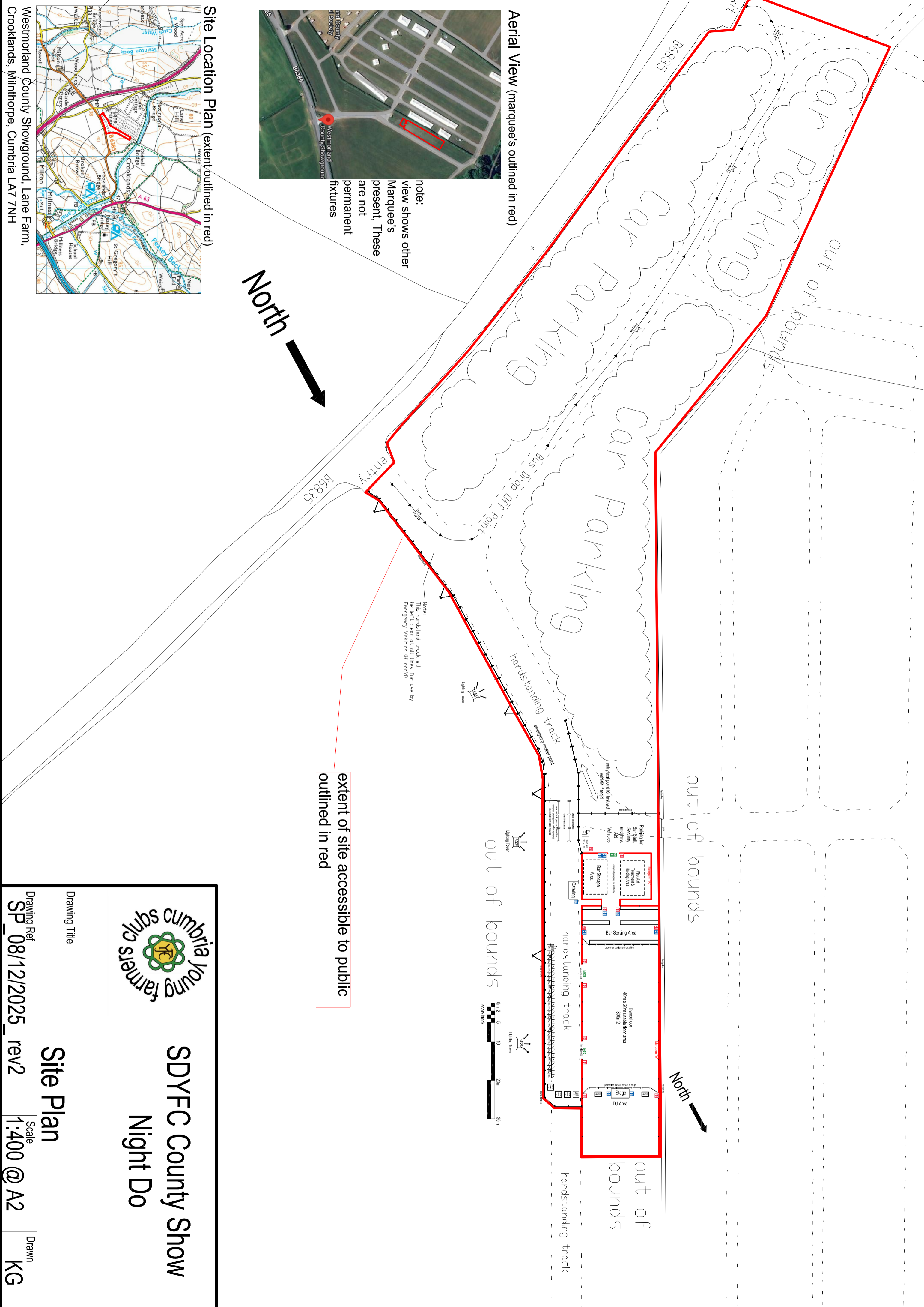
note:
view shows other
Marquee's
present, These
are not
permanent
fixtures




Site Location Plan (extent outlined in red)



Westmorland County Showground, Lane Farm,
Crooklands, Milnthorpe, Cumbria LA7 7NH



extent of site accessible to public
outlined in red



SDYFC County Show Night Do

Drawing Title

Site Plan

Drawing Ref
SP_08/12/2025_rev2

Scale
1:400 @ A2

Drawn
KG